

# Year 3 Newsletter

Week beginning: Monday 15<sup>th</sup> April 2024


Dear Parents and Carers,



We started the first day back after Easter holidays with an exciting treat! The children were presented with a fascinating and enthralling drama performance, 'Hobbit' by a theatre group. The children and the adults loved the fantastic drama, singing and stage set for the show.

## English

We have started using a new book for our English lessons for this term. The narrative text we are using is *The Sheep-Pig* by Dick King-Smith. We read the first chapter of this book and the children answered comprehension questions about the story so far in their English books.




## Maths

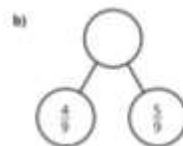
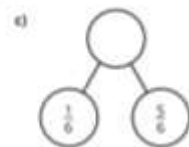
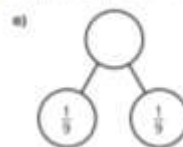
We will continue to learn fractions for the first two weeks of this term. The children can now add and subtract fractions with the same denominators. They also know how to partition one whole into fractions.

1 Complete the additions.

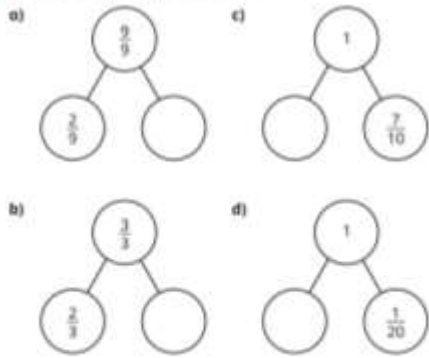
Use the bar models to help you.



2 Complete the part-whole models.




3 Complete the part-whole models.



b)  $\frac{8}{11} - \frac{3}{11} = \square$



c)  $\frac{6}{7} - \frac{5}{7} = \square$



4 Complete the number sentences.

a)  $\frac{1}{5} + \square = 1$       e)  $1 = \frac{3}{10} + \square$

## RE

The RE topic for this term is 'Kingdom of God'. The children learnt that the Bible talks in terms of God's 'Kingdom' having begun in human hearts through Jesus. Christians seek to live a life as God intended by following Jesus' example, inspired and empowered by God's spirit.



## PE

We will be learning the skills for the game of cricket this term. I was delighted to learn that some children in class are already accomplished cricketers! It makes my job much easier! We were lucky to have good enough weather to play a simple form of cricket on the field this week. The children had great fun playing the game!



## Science

This week in science, we have investigated reflective materials and mirrors. The children had a marvellous time figuring out the secret messages/ images drawn by their partners, just by looking at its reflection in a mirror!

## What Is a Mirror?

The most familiar type of mirror is a plane mirror, which has a flat surface.

Plane mirrors are commonly made of a flat, polished piece of glass with a shiny metal backing, such as silver or aluminium.

All of the light hitting the mirror bounces off it at the same angle to create a clear reflection.

An image in a mirror appears to be reversed. For example, if you look in a mirror and raise your right hand, the mirror image appears to raise its left hand.



## Spellings

The spelling rules that we will cover this term are as follows.

1. Common words from key stage 1 and setting non negotiables	2. Statutory word list and adding prefixes and suffixes to these where appropriate	3. Endings which sound like /zɛn/ <u>-sion</u>	4. Endings which sound like /jən/ spelt <u>-tion</u> , <u>-sion</u> , <u>-ssion</u> , <u>-cian</u>	5. Endings which sound like /jən/ spelt <u>-tion</u> , <u>-sion</u> , <u>-ssion</u> , <u>-cian</u>	6. More prefixes <u>re-</u> <u>sub-</u> <u>tele-</u>	7. Review and assessment of spelling taught this half term.
--	--	--	--	--	--	---

Since the words for the first week were Common Exception Words from KS1, the children were reminded of the spellings during this week. They were given practise sheets for early morning tasks, and they were given the spelling test on Friday.

minute	opposite	material
natural	ordinary	possible
naughty	particular	mention
notice	peculiar	potatoes
occasion(ally)	perhaps	popular
often	pressure	position

Here are the spellings for the **next** week (week 2).

If you have any questions about it, please feel free to speak to me.

Have an enjoyable weekend!

Mrs Pattanshetti, Mrs Patterson and Mrs Glennon 😊

**REMINDER:** We have our first Woodland Learning session for this term on Thursday 25<sup>th</sup> April. The second session is on Wednesday 22<sup>nd</sup> May.

On the last day of the previous term, Year 3 held an Ancient Egypt Exhibition. The whole school was invited to come and see the work done by the children on the topic.



